



TRU-TRAC[®]

TSGlobal[®]

Conveyor & Polyurethane Specialists



**CONVEYOR
MISALIGNMENT SOLUTIONS**

COMPLETE CONVEYOR SOLUTIONS

Optimise your operations

Since 1995, Tru-Trac® has been committed to the production and development of the most effective and reliable conveyor solutions that provide exceptional performance, efficiency and safety. Our products will ultimately reduce downtime, increase production output.

Disclaimer

This document is the intellectual property of Tru-Trac Rollers (Pty) Ltd. It contains proprietary information that may be confidential and is intended solely for the viewing and use of the designated recipient. Unauthorized dissemination, distribution, copying, or use of this document is strictly prohibited. We reserve the right to make updates or modifications without prior notice.

04 **ABOUT US**

06 **CONVEYOR SOLUTIONS**

08 **WHY US**

10 **TRU-TRAC® TRACKERS**

14 **TRU-TRAC® RETURN TRACKERS**

28 **TRU-TRAC® TROUGH TRACKERS**

ABOUT US

TRU-TRAC®

Tru-Trac® is a world leading manufacturer and supplier of conveyor belt solutions and services to the mining and bulk material handling industries worldwide.

TS Global is the exclusive Australian distributor.

Conveyors are the lifeline of efficient bulk material handling operations and for almost 30 years, Tru-Trac® has helped the world's biggest mining houses process minerals more efficiently, reliably and safely.

We've built a repository of industry knowledge, technical expertise and the necessary operational scale, that gives us the ability to help our customers solve almost any conveyor system problem they encounter.

TRU-TRAC® BRANCHES

SOUTH AFRICA:

- Pretoria (H/O)
- Middelburg
- Steelpoort
- Richardsbay
- Rustenburg
- Kuruman
- Saldanha
- Durban
- Port Elizabeth
- Springbok

AFRICA:

- Zambia
- Burkina Faso
- DRC
- Botswana
- Zimbabwe
- Mozambique
- Lesotho
- Swaziland
- Ghana
- Mali
- Tanzania
- Kenya
- Namibia

INTERNATIONAL:

- India
- China

DISTRIBUTORS:

- Australia
- New Zealand
- Indonesia
- Malaysia
- Thailand
- USA
- Brazil
- Peru
- Chile
- Mexico
- Canada
- Europe
- Middle East
- Kazakhstan
- South Korea
- New Caledonia

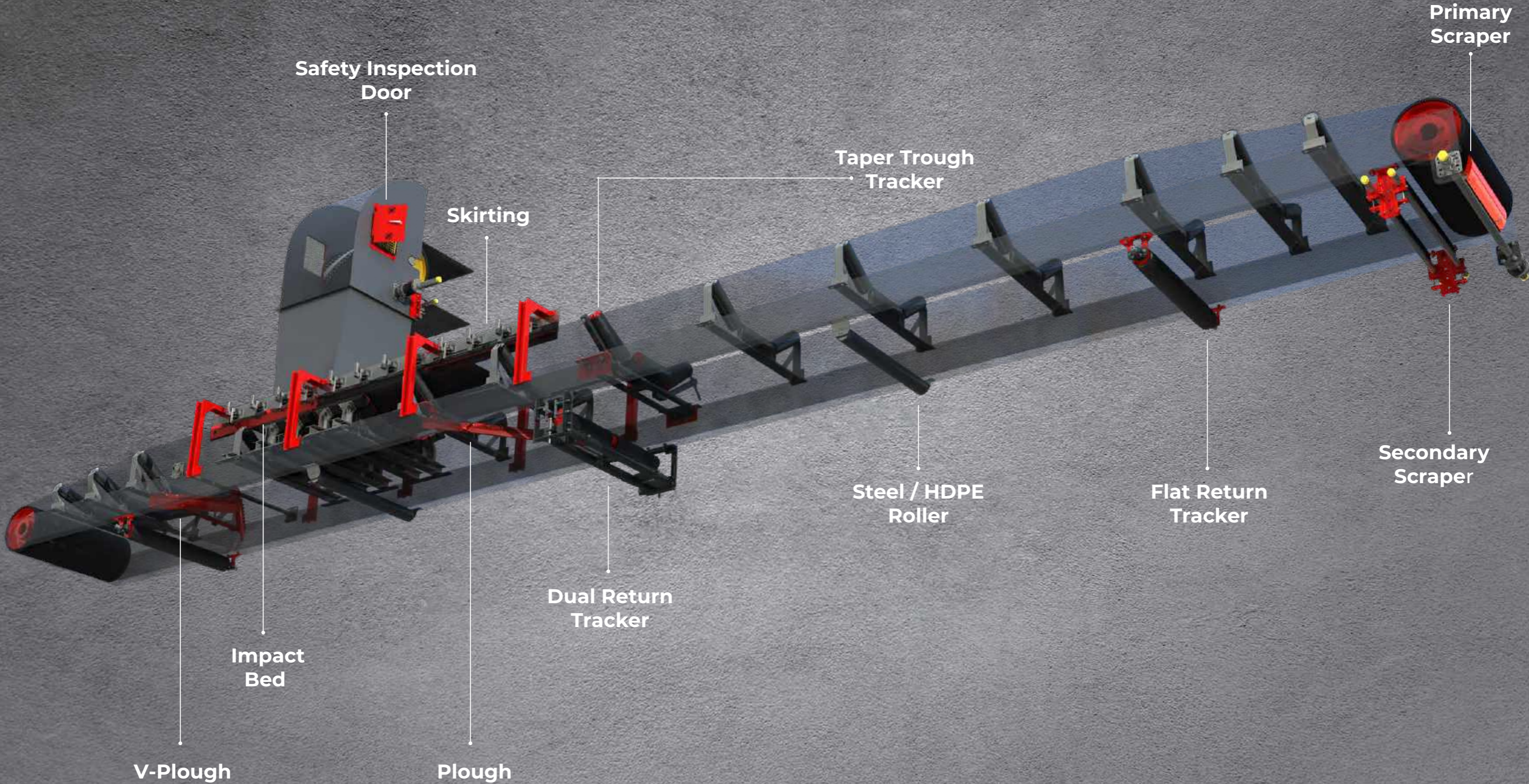
TRU-TRAC®

GLOBAL

FOOTPRINT



MAXIMISE CONVEYOR SYSTEM PERFORMANCE, EFFICIENCY AND SAFETY.



WHY US

Tru-Trac® manufactures a complete range of high quality and high performance conveyor components, coupled with onsite technical support, installation, training and full conveyor maintenance services.



- 1 GLOBAL PRESENCE, LOCAL SUPPORT**
TS Global is the exclusive Australian distributor
- 2 CONVEYOR SPECIALISTS**
Technical expertise and experience.
- 3 IN-HOUSE MANUFACTURING**
Quality materials and engineering, state of the art production technology, processes designed for rapid deliveries.
- 4 HIGH PERFORMANCE PRODUCTS**
Full conveyor component product portfolio from one source. Delivering proven effective results.
- 5 LOWER OPERATING COSTS**
Products designed for easy installation, longer wear life and less maintenance requirements.
- 6 INSTALLATIONS AND TRAINING**
Products backed by onsite service and support.
- 7 CONVEYOR MAINTENANCE CONTRACT SERVICES**
Leverage our conveyor expertise for optimal performance, cost control and standards.
- 8 DATA DRIVEN INSIGHTS**
Conveyors system reporting, surveys and inspections.
- 9 GUARANTEED RESULTS**
Proven solutions.

BELT TRACKERS

**ELIMINATING BELT
MISALIGNMENT
WITH HIGH
PERFORMANCE
TRACKING
SOLUTIONS.**

Tru-Trac®

BELT TRACKERS

Effective solutions for belt misalignment

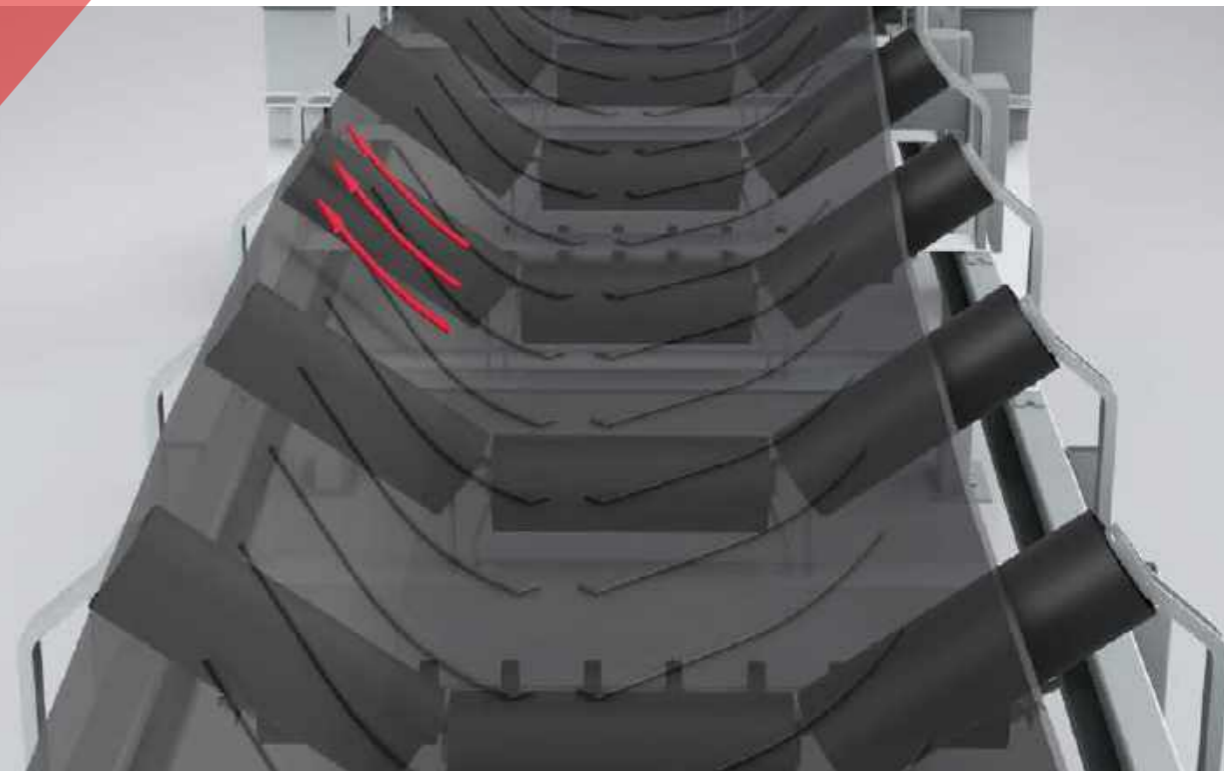
Tru-Trac®'s trackers provide a permanent solution to the most common problem experienced on conveyor systems across all bulk material handling industries - belt mistracking.

The unique and highly effective tracking action of Tru-Trac®'s trackers is non-damaging to the belt and activates autonomously, providing immediate and continuous adjustment to re-centre the belt.

PROBLEM: BELT MISALIGNMENT

Belt misalignment will cause:

- Material spillage
- Production downtime
- Belt damage
- Increased power consumption
- Structural damage
- Increased labour costs



SOLUTION: TRU-TRAC® TRACKERS

WE ARE THE BELT TRACKING SPECIALISTS.

With unrivalled experience in the development and production of conveyor belt misalignment solutions, Tru-Trac® pioneered and patented the self-tracking roller systems that have become the gold standard for resolving conveyor belt misalignment worldwide.

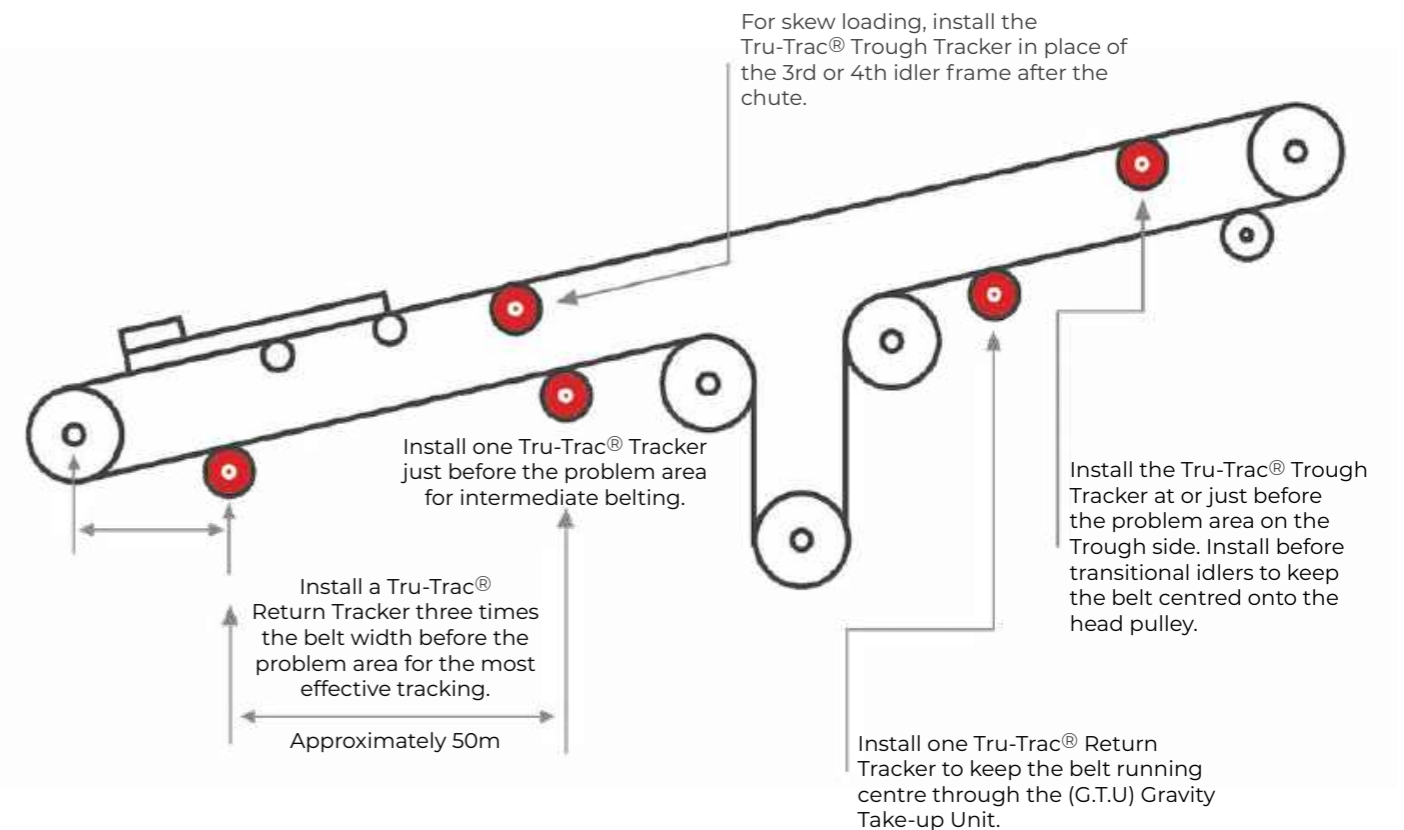
AWARD-WINNING TRU-TRAC® TRACKING SYSTEM FEATURES

- **Innovative Proprietary Technology:** Awarded multiple worldwide patents, continuous R&D.
- **User-Friendly:** Easy and versatile installation, Low maintenance.
- **Cost-Effective:** Lowest total cost of ownership.
- **Efficient Performance:** Continuous and autonomous belt tracking.
- **Superior Design:** No belt edge contact ensuring longevity, vibration-free rolling action.
- **Versatile Application:** Performs in all conditions: wet or dry, reversible belts, above and underground.

A wide array of trackers, providing a misalignment solution suitable for any application.

GUIDELINES FOR INSTALLATION

Install Tru-Trac® Trackers only where misalignment occurs. One Tracker can align 50 meters of belt, or up to 100 meters on overland belts.



Tru-Trac® RETURN TRACKERS

PRINCIPLES OF OPERATION

The Tru-Trac® Return Tracker consists of two core components - an inner stationary drum that pivots laterally with the belt and an outer rotating drum. The outer drum tapers towards the ends, creating a smaller diameter on the edges.

When the belt drifts off-center, it encounters the tracker's tapered ends, causing a change in force. This compels the tracker to pivot in the opposite direction, guiding the belt back towards the center.

The intuitive design ensures the tracker achieves equilibrium between the forces on both tapered ends, keeping the belt precisely centered. A significant advantage of the Tru-Trac® Tracker is its independence from edge contact for belt guidance. Instead, the Tru-Trac® ensures efficient and effective belt tracking.



BELT TRACKER TYPES

Tru-Trac® produces an extensive array of belt trackers for both the Return Side (Return Trackers) and Top Side (Trough Trackers) of the belt. Each tracker is engineered for a specific application and position within the conveyor system. Please refer to the table below as a guide for suitable tracker selection.

PRODUCT SELECTION GUIDE

RETURN TRACKERS

TYPE/ FRAME		BELT WIDTH (MM)	BELT THK (MM)	BELT TYPE	BELT SPEED (M/S)	ROLL DIA
FLAT RETURN	STD	450 - 1200	10 - 20	FAB	1 - 3.5	170 - 174
	HD	1350 - 1500	15 - 20	FAB	1 - 4	170 - 174
	HD-THR	1200 - 1500	15-25	FAB	3.5 - 5	170 - 174
DUAL RETURN	STD	1200 - 2100	15 - 20	FAB/SC	1 - 4	178 - 182
	HD	1200 - 2500	20 - 30	FAB/SC	3.5 - 5	215 - 219
	EXHD	1500 - 2600	> 30	SC	5 - 10	215 - 219
	SUPER-XHD	2800 - 3200	> 30	SC	5 - 10	215 - 219
COMPACT DUAL RETURN	STD	1200 - 2100	15 - 20	FAB/SC	1 - 4	178 - 182
	STD-THR	1200 - 2500	20 - 30	FAB/SC	3.5 - 5	178 - 182

LOW SPEED RETURN TRACKERS

LOW SPEED FLAT RETURN	STD	450 - 1200	<20	FAB	<1	170 - 174
	HD	1350 - 1500	>20	FAB	<1	170 - 174
LOW SPEED DUAL RETURN	STD	1600 - 2600	>20	FAB	<1	178 - 182
LOW SPEED COMPACT DUAL RETURN	STD	1600 - 2600	>20	FAB	<1	178 - 182

V-RETURN TRACKERS

TYPE/ FRAME		BELT WIDTH (MM)	BELT THK (MM)	BELT TYPE	BELT SPEED (M/S)	ROLL
V-RETURN	STD	1200 - 2100	15 - 20	FAB/SC	0 - 4	178 - 182
	HD	1200 - 2500	20 - 30	FAB/SC	3.5 - 5	178 - 182
	EXHD	1500 - 2600	>30	FAB/SC	5 - 10	215 - 219
	SUPER-EXHD	2800 - 3200	>30	SC	5 - 10	215 - 219
COMPACT V-RETURN	STD	1200 - 2100	20 - 30	FAB/SC	0 - 4	178 - 182
	HD	1200 - 2500	20 - 30	FAB/SC	3.5 - 5	178 - 182

INDUSTRY TRACKERS

TYPE/ FRAME	BELT WIDTH (MM)	BELT THK (MM)	BELT TYPE	BELT SPEED (M/S)	ROLL DIA	LAGGING	MATERIAL
PACKAGING	200 - 1000	<10	FAB/PVC	<2.5	132 - 136	Rubber	Mild Steel
	1050 - 1500	<10	FAB/PVC	<2.5	150 - 154	Rubber	Mild Steel
FOOD	200 - 1000	<10	FAB/PVC	<2.5	132 - 136	Food Polyurethane	304 Stainless Steel
	1050 - 1500	<10	FAB/PVC	<2.5	150 - 154	Food Polyurethane	304 Stainless Steel

ABOUT FLAT RETURN TRACKERS

The Flat Return Tracker is an innovative solution, employing a patented design that ensures reliable and effective conveyor belt tracking for the return side of the belt, surpassing alternatives in both performance and number of successful installations on the global market.

The Tru-Trac® Flat Return Tracker harnesses the belt's speed, weight and tension to activate, instantly responding to belt misalignment as it occurs, reliably guiding the belt back to centre position.

- **Effective belt tracking:** performance in all conditions.
- **Reversing Belts:** Excellent performance in both directions.
- **Operates in all conditions:** Quick activation on both wet and dry belts, above and below ground.
- **Low Cost of Ownership:**
 - Install 1 Tru-Trac® tracker every 50m - 1/3rd quantity of competitor products.
 - Up to 3x longer working life than competitor products.
 - 12 month Warranty on any mechanical failure.
- **Easy Installation:** Install above or below the belt (on the return side), adjust tension easily on mounting brackets.
- **Maintenance Free:** Sealed bearings do not require any greasing.
- **Bearings:** High quality seize resistant bearing, designed to perform for the duration of the extended working life.
- **Improved Sealing System:** End caps are pressed into the bearing housings, these also function as a 'flinger' seal to prevent ingress of material.
- **Pipe Structure:** brackets also available.

LAGGING OPTIONS: NATURAL RUBBER ● HIGH ABRASION RUBBER ● FIRE RETARDANT RUBBER ● FIRE RETARDANT POLYURETHANE ● FRAS PU ●

STANDARD FLAT RETURN TRACKER - MAIN FEATURES



- **Belt Widths:** Available from 450mm - 1200mm.
- **Bearings:** Standard deep groove Roller Bearing.
- **Belt Thicknesses:** 10 - 20mm.
- **Belt Speeds:** 1 - 3,5m/s.



ABOVE THE BELT



BELOW THE BELT

HD FLAT RETURN TRACKER



Tru-Trac® Heavy Duty Flat Return Trackers are designed for wider heavier duty conveyor belts. The design of the shaft has been reinforced. The bearing housings and end caps have been upgraded to steel.

MAIN FEATURES

- **Offers all the same features:** and benefits as the STD Flat Return Trackers.
- **Belt Widths:** Available from 1350mm - 1500mm.
- **Bearings:** Standard deep groove Roller Bearing.
- **Heavy duty:** Steel bearing housings are welded into the barrel with a reinforced solid shaft.
- **Belt Thicknesses:** 15 - 20mm.
- **Belt Speeds:** 1 - 4m/s

HD THRUST FLAT RETURN TRACKER



Tru-Trac® Heavy Duty Thrust Flat Return Trackers are designed for wider heavier duty and faster conveyor belts, incorporating additional reinforcements offering reliable performance in demanding applications.

MAIN FEATURES

- **Offers all the same features:** and benefits as the STD Flat Return Trackers
- **Belt Widths:** Available from 1350mm - 1500mm..
- **Bearings:** Thrust and Standard deep groove Roller Bearing.
- **Heavy duty:** Steel bearing housings are welded into the barrel with a reinforced solid shaft.
- **Belt Thicknesses:** 15 - 25mm.
- **Belt Speeds:** 3.5-5m/s

LOW SPEED FLAT RETURN TRACKER



Tru-Trac® Low Speed Flat Return Trackers are designed for low speed conveyors running at 1m/s or slower. Activation guide rolls assist with speeding up the tracking action to steer the belt back to centre position.

MAIN FEATURES

- **Offers all the same features:** and benefits as the STD Flat Return Trackers.
- **Belt Widths:** Available from 450mm - 1200mm.
- **Bearings:** Thrust and Standard deep groove Roller Bearing
- **Belt Thicknesses:** <20mm.
- **Belt Speeds:** <1m/s.

HD LOW SPEED FLAT RETURN TRACKER



Tru-Trac® HD Low Speed Flat Trackers are specifically designed for low speed conveyors for wider heavy duty conveyor belts running at 1m/s or slower. Activation guide rolls have been incorporated into the design to speed up the activation of the Tru-Trac® Tracker.

MAIN FEATURES

- **Offers all the same features:** and benefits as the STD Flat Return Trackers.
- **Belt Widths:** Available from 1350mm - 1500mm.
- **Bearings:** Thrust and Standard deep groove Roller Bearing
- **Heavy duty:** Steel bearing housings are welded into the barrel with a reinforced solid shaft.
- **Belt Thicknesses:** >20mm.
- **Belt Speeds:** <1m/s.

BELT MISALIGNMENT SOLUTION

FLAT RETURN TRACKER INSTALLATION



After installation, before starting the belt.



Misalignment of the belt is resolved once the belt is running and the flat return activates.

SCAN THE QR CODE FOR:

- Application Videos
- Application Images
- Data Sheets




www.tru-trac.com

ABOUT DUAL RETURN TRACKERS

The Tru-Trac® Dual Return Trackers, patented worldwide, are specifically designed and engineered to manage the heavy-duty forces associated with wide belts and heavy loads, as well as belts operating at speeds exceeding 4 m/s. Our design incorporates an innovative external central pivot mechanism, thereby eliminating the necessity for a single, large drum. This sophisticated design supports a concentric and well-balanced rotation, leading to an extended bearing life. The outcome is a remarkably quick and efficient tracking system.

MAIN FEATURES

- **Heavy Duty Robust Design:** Built specifically for heavier-duty conveyor belts.
- **Improved Rugged Sealing System:** Steel End caps are pressed into the bearing housings, these also function as a 'flinger' seal to prevent ingress of material.
- **High-Speed Belts:** Perfect for belt speeds, from 1 to 10m/s (refer to selection guide).
- **Individual rollers for easy replacement:** Separate tapered tracker rolls are mounted onto the centre pivot which can be individually replaced as wear occurs.
- **Enhanced Centre Pivot:** Highly reactive heavy duty pivot is designed with an internal thrust bearing which is greasable from the mounting bracket.
- **Tensioning Bolts:** Incorporated into the bracket design, enabling the correct tension to easily be achieved.
- **Bearings:** Standard deep groove Roller Bearings, Thrust Bearings in Heavy Duty Applications and Spherical Roller Bearing.
- **Operates in all conditions:** Quick activation on both wet and dry belts, both above and below ground.
- **Reversing Belts:** Excellent performance.
- **Frame:** Total Height of tracker is 550mm.
- **Available:** from 1200mm - 3200mm (Additional sizes available on request).



SCAN THE QR CODE FOR:

- Application Videos
- Application Images
- Data Sheets

www.tru-trac.com

STANDARD DUAL RETURN TRACKER



MAIN FEATURES

- **Heavy Duty Robust Design:** Suitable for fabric and steel cord conveyor belts.
- **Reversing Belts:** Excellent performance.
- **Frame Height:** 550mm.
- **Belt Widths:** Available from 1200mm - 2100mm.
- **Bearings:** Standard deep groove Roller Bearing.
- **Belt Thickness:** 15-20mm
- **Belt Speeds:** 1 - 4m/s.

HD DUAL RETURN TRACKER



MAIN FEATURES

- **All the same features:** and benefits of the Standard Dual Return Tracker.
- **Traction:** The polyurethane is fully diamond grooved to provide better grip in wet conditions.
- **Belt Widths:** Available from 1200mm - 2500mm
- **Bearings:** Thrust and Standard deep groove Roller Bearing.
- **Belt Thickness:** 20-30mm
- **Belt Speeds:** 3,5 - 5m/s.

EXHD DUAL RETURN TRACKER



MAIN FEATURES

- **Heavy Duty Robust Design:** Built specifically for heavy duty fabric and steel cord conveyor belts with thickness >30mm.
- **Reversing Belts:** Excellent performance.
- **Frame Height:** 716mm.
- **Belt Widths:** Available from 1500mm - 2600mm.
- **Bearings:** Spherical Roller Bearing.
- **Belt Thickness:** >30mm
- **Belt Speeds:** 5 - 10m/s.

LOW SPEED DUAL RETURN TRACKER



MAIN FEATURES

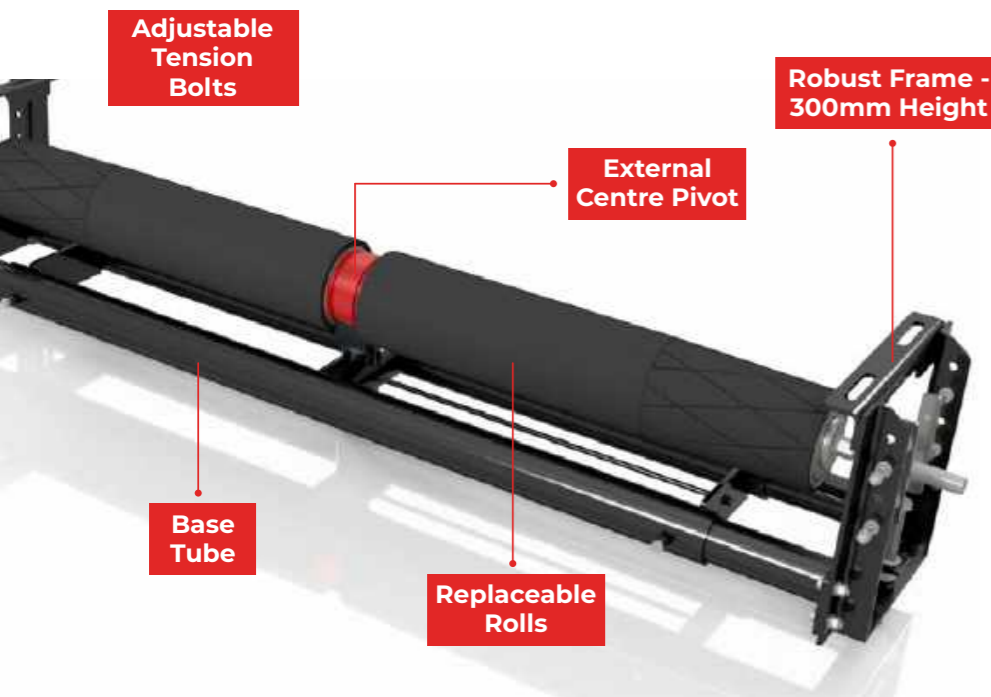
- **Excellent tracking:** performance on low-speed conveyors.
- **Design prevents 90° contact:** with belt edge, avoiding damage and promoting faster tracking.
- **Reversing Belts:** Not compatible
- **Frame Height:** 550mm.
- **Belt Widths:** Available from 1600mm to 2600mm.
- **Bearing:** Standard deep groove Roller Bearing.
- **Belt Thickness:** >20mm
- **Belt Speeds:** <1m/s

LAGGING OPTIONS: NATURAL RUBBER ● HIGH ABRASION RUBBER ● FIRE RETARDANT RUBBER ● FIRE RETARDANT POLYURETHANE ● FRAS PU ●

ABOUT COMPACT DUAL RETURN TRACKERS


The Tru-Trac® Compact Dual Return Tracker is a specialized design engineered for heavy-duty conveyors with restricted height clearance. Its compact form embodies all the advantages of the Dual Return Tracker design and is perfectly suited to fit within confined spaces, making it the ideal solution for installation inside horizontal take-up units.

The Compact Dual Return Trackers, patented globally, have been meticulously designed to handle the substantial forces associated with wide belts and heavy loads, as well as belts operating at speeds exceeding 4 m/s. They feature an innovative external central pivot mechanism, thereby eliminating the requirement for a single, large drum. This facilitates a balanced and concentric rotation, resulting in a significant extension of bearing life. The result is a remarkably efficient tracking system.



SCAN THE QR CODE FOR:

- Application Videos
- Application Images
- Data Sheets



www.tru-trac.com

MAIN FEATURES

- **Heavy Duty Robust Design:** Built specifically for heavier-duty conveyor belts.
- **Improved Rugged Sealing System:** Steel End caps are pressed into the bearing housings, these also function as a 'flinger' seal to prevent ingress of material.
- **High-Speed Belts:** Perfect for belt speeds, from 1 to 10m/s (refer to selection guide).
- **Individual rollers for easy replacement:** Separate tapered tracker rolls are mounted onto the centre pivot which can be individually replaced as wear occurs.
- **Enhanced Centre Pivot:** Highly reactive heavy duty pivot is designed with an internal thrust bearing which is greasable from the mounting bracket.
- **Tensioning Bolts:** Incorporated into the bracket design, enabling the correct tension to easily be achieved.
- **Bearings:** Standard deep groove Roller Bearings, Thrust Bearings in Heavy Duty Applications and Spherical Roller Bearing.
- **Operates in all conditions:** Quick activation on both wet and dry belts, both above and below ground.
- **Reversing Belts:** Excellent performance.
- **Frame:** Total Height of tracker is 300mm.
- **Available:** from 1200mm - 3200mm (Additional sizes available on request).

LAGGING OPTIONS: NATURAL RUBBER ● HIGH ABRASION RUBBER ● FIRE RETARDANT RUBBER ● FIRE RETARDANT POLYURETHANE ● FRAS PU ●

STANDARD COMPACT DUAL RETURN TRACKER



MAIN FEATURES

- **Adjustable Mounting:** The mounting centres are adjustable, for more flexibility on fitting on non-standard structures and special brackets can be custom manufactured, if required.
- **Reversing Belts:** Excellent performance.
- **Compact Frame Height:** 300mm.
- **Belt Widths:** Available from 1200mm - 2100mm.
- **Bearings:** Standard deep groove Roller Bearing.
- **Belt Thickness:** 15-20mm.
- **Belt Speeds:** 1- 4m/s.

HD COMPACT DUAL RETURN TRACKER



MAIN FEATURES

- **Adjustable Mounting:** Mounting centers are adjustable and custom brackets can be made for non-standard structures.
- **Heavy Duty Robust Design:** Built specifically for heavy duty steel cord, high tension conveyor belt.
- **Compact Frame Height:** 300mm.
- **Belt Widths:** Available from 1200mm - 2500mm (Smaller sizes can be made to order.)
- **Bearings:** Thrust and Standard deep groove Roller Bearing.
- **Belt Thickness:** 20-30mm.
- **Belt Speed:** 3.5-5m/s.

COMPACT LOW SPEED DUAL RETURN TRACKER



MAIN FEATURES

- **Heavy Duty Robust Design:** Built specifically for heavy duty steel cord, high tension conveyor belt.
- **Compact Frame Height:** 300mm.
- **Reversible Belts:** Not compatible
- **Belt Widths:** Available from 1600mm - 2600mm.
- **Bearings:** Standard or Thrust and Standard deep groove Roller Bearing.
- **Belt Thickness:** >20mm.
- **Belt Speed:** <1m/s



ABOUT V-RETURN TRACKERS

Tru-Trac® V-Return Tracker, originally designed and patented by Tru-Trac®, developed as a high performance solution for for effectively tracking V-Return conveyor belts. The V-Return configuration offers excellent tracking performance, without the requirement to flatten the belt before installing the tracker.

MAIN FEATURES

- **V-Return Configuration:** Comes standard with 10-degree angle, compatible with 5 and 15-degree angle belts.
- **Bearings:** Standard or Thrust and Roller Bearing configuration available.
- **Individual rollers for easy replacement:** Separate tapered tracker rolls are mounted onto the centre pivot which can be individually replaced as wear occurs.
- **Enhanced Centre Pivot:** Highly reactive heavy duty pivot is designed with an internal thrust bearing which is greasable from the mounting bracket.
- **Tensioning Bolts:** Incorporated into the bracket design, enabling the correct tension to easily be achieved.
- **Operates in all conditions:** Quick activation on both wet and dry belts, both above and below ground.
- **Reversing Belts:** Excellent performance.

LAGGING OPTIONS: NATURAL RUBBER ● HIGH ABRASION RUBBER ● FIRE RETARDANT RUBBER ● FIRE RETARDANT POLYURETHANE ● FRAS PU ●



SCAN THE QR CODE FOR:

- Application Videos
- Application Images
- Data Sheets



www.tru-trac.com

STANDARD V-RETURN TRACKER



MAIN FEATURES

- **Heavy Duty Robust Design:** Built specifically for heavy-duty fabric and steel cord conveyor belts.
- **Belt Widths:** Available from 1200mm - 2100mm.
- **Bearings:** Standard deep groove Roller Bearing.
- **Belt thickness:** 15mm to 20mm.
- **Belt speeds:** 0 - 4m/s.

HD V-RETURN TRACKER



MAIN FEATURES

- **Heavy Duty Robust Design:** Built specifically for heavy-duty fabric and steel cord conveyor belts.
- **Belt Widths:** Available from 1200mm - 2500mm.
- **Bearings:** Thrust and Standard deep groove Roller Bearing.
- **Belt thickness:** 20mm to 30mm.
- **Belt speeds:** 3,5 to 5 m/s.

EXHD V-RETURN TRACKER



MAIN FEATURES

- **Heavy Duty Robust Design:** Built specifically for heavy-duty fabric and steel cord conveyor belts.
- **Belt Widths:** Available from 1500mm - 2600mm.
- **Bearings:** Thrust and Standard deep groove Roller Bearing.
- **Belt thickness:** > 30mm.
- **Belt speeds:** 5 to 10 m/s.

SUPER EXHD V-RETURN TRACKER



MAIN FEATURES

- **Heavy Duty Robust Design:** Built specifically for heavy-duty steel cord conveyor belts.
- **Belt Widths:** Available from 2800mm - 3200mm.
- **Bearings:** Thrust and Standard deep groove Roller Bearing.
- **Belt thickness:** > 30mm.
- **Belt speeds:** 5 to 10 m/s.

ABOUT COMPACT V-RETURN TRACKERS

Tru-Trac® V-Return Tracker, originally designed and patented by Tru-Trac®, as a high performance solution for effectively tracking V-Return conveyor belts in applications with restricted height clearance. The Compact V-Return configuration offers excellent performance, without the requirement to flatten the belt before installing the tracker and will now fit into confined spaces and has adjustable mounting widths.

MAIN FEATURES

- **V-Return Configuration:** Comes standard with 10-degree angle, compatible with 5 and 15-degree angle belt.
- **Heavy Duty Robust Design:** Built specifically for heavy-duty steel cord conveyor belts.
- **Improved Rugged Sealing System:** Steel End caps are pressed into the bearing housings, these also function as a 'flinger' seal to prevent ingress of material.
- **Individual rollers for easy replacement:** Separate tapered tracker rolls are mounted onto the centre pivot which can be individually replaced as wear occurs.
- **Enhanced Centre Pivot:** Highly reactive heavy duty pivot is designed with an internal thrust bearing which is greasable from the mounting bracket.
- **Tensioning Bolts:** Incorporated into the bracket design, enabling the correct tension to easily be achieved.
- **Operates in all conditions:** Quick activation on both wet and dry belts, both above and below ground.
- **Reversing Belts:** Excellent performance.
- **Adjustable Mounting:** The mounting centres are adjustable, for more flexibility on fitting on non-standard structures.
- **Special brackets:** Can be custom manufactured, if required.

LAGGING OPTIONS: NATURAL RUBBER ● HIGH ABRASION RUBBER ● FIRE RETARDANT RUBBER ● FIRE RETARDANT POLYURETHANE ● FRAS PU ●

STANDARD COMPACT V-RETURN TRACKER



MAIN FEATURES

- **Heavy Duty Robust Design:** Built specifically for heavy-duty fabric and steel cord conveyor belts.
- **Belt Widths:** Available from 1200mm - 2100mm.
- **Bearings:** Standard deep groove Roller Bearing.
- **Belt thickness:** 20mm to 30mm.
- **Belt speeds:** 0 - 4 m/s.

HD COMPACT V-RETURN TRACKER



MAIN FEATURES

- **Heavy Duty Robust Design:** Built specifically for heavy-duty fabric and steel cord conveyor belts.
- **Belt Widths:** Available from 1200mm - 2500mm.
- **Bearings:** Thrust and Standard deep groove Roller Bearing.
- **Belt thickness:** 20mm to 30mm.
- **High-Speed Belts:** 3.5 - 5 m/s.



SCAN THE QR CODE FOR:

- Application Videos
- Application Images
- Data Sheets



www.tru-trac.com

ABOUT INDUSTRY TRACKERS

The Tru-Trac® Industry Trackers offer an effective conveyor belt tracking system available for centralising lightweight industry conveyor belts such as packaging, food, tobacco and airports. The center pivot is unique and simple, mild steel pin with stainless steel shaft that is perpendicular to the plane of the belt, and its hot-vulcanised rubber cover and tapered edges ensure the tracker activates immediately as the belt moves off centre. It reacts continuously and autonomously to ensure that the belt is kept centre.

MAIN FEATURES

- **Design:** Specifically designed for effective tracking on light duty conveyor belt applications.
- **Reliable Performance:** The Tru-Trac® Tracker has proven itself to be robust, reliable, long lasting and provide effective performance in all conditions.
- **Maintenance Free:** Sealed bearings do not require any greasing.
- **Versatile Installation:** Can be installed on the clean side of the belt, and then tension can be adjusted easily with the supplied mounting brackets.
- **Reversing Belts:** Excellent performance.

PACKAGING INDUSTRY TRACKER



Tru-Trac® Packaging Industry Trackers offer the most reliable and effective conveyor belt tracking system for lightweight packing industry belts. Its patented design with a unique centre pivot consisting of a stainless steel pin and a rubberised drum with a tapered edge ensures the tracker reacts immediately to keep the belt centred.

MAIN FEATURES

- **Designed for effective tracking:** on light duty fabric and PVC belts.
- **Roll Diameter:** Available from 132mm - 154mm.
- **Bearings:** Standard deep groove Roller Bearing.
- **Belt Widths:** Available from 200mm - 1500mm.
- **Belt thickness:** <10mm.
- **Speed Belts:** <2,5m/s.

FOOD INDUSTRY TRACKER



The Tru-Trac® Food Industry Trackers are a patented design that offers effective conveyor belt tracking for lightweight food industry slow moving conveyor belts. The centre pivot is unique and simple, consisting of a stainless steel shaft with a mild steel pin that is perpendicular to the plane of the belt, and its food grade polyurethane covered drum and tapered edge ensures the tracker activates immediately as the belt misaligns.

MAIN FEATURES

- **Specifically designed:** for light duty conveyor belt applications in the food industry.
- **Manufactured:** with 304 - 316 Stainless Steel, including the bracket.
- **Lagging:** Covered with EU Approved Food Grade Polyurethane
- **Roll Diameter:** Available from 132mm - 154mm.
- **Belt Widths:** Available from 200mm - 1500mm.
- **Belt thickness:** <10mm.
- **Speed Belts:** <2,5m/s.



BELT MISALIGNMENT SOLUTION



SCAN THE QR CODE FOR:

- Application Videos
- Application Images
- Data Sheets



www.tru-trac.com

Tru-Trac® TROUGH TRACKERS

TRU-TRAC® TAPER TROUGH TRACKERS: PATENTED MISALIGNMENT SOLUTIONS FOR THE LOAD-CARRYING SIDE OF CONVEYOR BELTS

Taper Trough Tracker offers the ultimate in belt Mastered over 30 years of design and innovation, this design is highly responsive and quick to activate on both loaded and unloaded conveyor systems, equally effective in both directions and is belt friendly.

PRINCIPLES OF OPERATION

The unique design developed by Tru-Trac®, features an in-line, individually adjustable idler frame, incorporating tapered wing rolls, mounted on an extremely robust and efficient swivel bearing, supported on an adjustable base.

The belt tracking response is triggered by variations in peripheral speed across the rubber lagged, tapered surface of the wing rolls as the belt starts to veer off-centre.

Immediately as deviation occurs, the tracker swiftly pivots, counteracting the drift by steering the belt back towards the centre. As the belt begins to realign, the tracker reinstates balance by reverting to the neutral, centralised position.

The result is a highly efficient, consistent solution to belt misalignment.



PRODUCT SELECTION GUIDE

TAPER TROUGH TRACKERS - STANDARD | APEX

TYPE/FRAME	BELT WIDTH (MM)	BELT THK (MM)	BELT TYPE	BELT SPEED (M/S)	TPH (T/H)	REVERSIBLE BELTS
STD	450 - 1200	<15	FAB	1 - 3.5	0 - 3000	YES
HD	900 - 1500	<20	FAB/SC	2 - 3.5	0 - 4000	YES
X-HD	1200-1800	20-30	FAB/SC	3.5 - 6	4000- 8000	YES
EXHD	1350 - 2600	>30	FAB/SC	5 - 10	>8000	YES
EXHD SUPER	2800 - 3000	>30	SC	6 - 10	>8000	YES

SPECIALITY TROUGH TRACKERS

TYPE/FRAME	BELT WIDTH (MM)	BELT THK (MM)	BELT TYPE	BELT SPEED (M/S)	TPH (T/H)	REVERSIBLE BELTS	
LOAD TROUGH	STD	450 - 1200	<20	FAB	1 - 3.5	0 - 3000	NO
DD TROUGH	HD	1350 - 2100	<20	FAB	1 - 5	0 - 4000	NO


ABOUT TAPER TROUGH TRACKERS

The patented Tru-Trac® Taper Trough Tracker offers the ultimate in tracking performance on the load-carrying side of conveyor belts. Mastered over 15 years of design and innovation, this design is highly responsive and quick to activate on both loaded and unloaded conveyor systems.

Due to the taper wing rollers being inline, the Taper Trough Tracker can operate on both Uni-directional or Bi-directional conveyor belts. The tracking is done by the tapered wing rollers which are lagged, designed to be compatible with 35° and 45° belts. The tapered wing rollers activate the tracker immediately, as the belt moves off centre, ensuring that there is no 90 degree contact with the belt edges.

MAIN FEATURES

- **Exceptional Performance:** The combination of the tapers and unique centre pivot, provide fast, reactive and continual tracking in all conditions.
- **Individual rollers for easy replacement:** Both the taper wing and centre roller can be individually replaced as wear occurs.
- **Enhanced Centre Pivot:** The unique heavy duty pivot design provides instant activation to centralise the belt to keep it running centre.
- **Bearings:** Standard deep groove Ball bearings and Spherical Roller Bearings.
- **Maintenance Free:** Bearings do not require any greasing.
- **Operates in all conditions:** Quick activation on both wet and dry conveyor belts.
- **Versatile Installation:** Minimum tension is required on the centre rolls, which can be easily adjusted with the supplied mounting brackets.
- **Reversing Belts:** Excellent performance.



LAGGING OPTIONS: NATURAL RUBBER ● HIGH ABRASION RUBBER ● FIRE RETARDANT RUBBER ● FIRE RETARDANT POLYURETHANE ● FRAS PU ●

STANDARD TAPER TROUGH TRACKER



MAIN FEATURES

- **The original Taper Trough Tracker:** pioneered and patented by Tru-Trac®.
- **Reversing Belts:** Excellent performance
- **Belt Widths:** Available from 450mm to 1200mm.
- **Bearings:** Standard deep groove Roller Bearings
- **Belt Thickness:** <15mm
- **Belt Speeds:** 1 - 3,5m/s

HD TAPER TROUGH TRACKER



MAIN FEATURES

- **Offers all the same features:** and benefits as the STD Taper Trough Trackers.
- **Designed:** for heavier duty applications.
- **Belt Widths:** Available from 900mm - 1500mm.
- **Bearings:** Spherical Roller bearings.
- **Belt Thickness:** <20mm
- **Belt Speeds:** 2 - 3,5m/s

EXHD TAPER TROUGH TRACKERS



MAIN FEATURES

- **Offers all the same features:** and benefits as the STD Taper Trough Trackers, incorporating additional reinforcements offering reliable performance in demanding applications.
- **Reversing Belts:** Excellent performance
- **Belt Widths EXHD:** Available from 1350mm to 2600mm.
- **Belt Widths Super EXHD:** Available up to 2900mm-3000mm.
- **Bearings:** Spherical Roller bearings.
- **Belt Thickness:** >30mm
- **Belt Speeds EXHD:** 5 - 10m/s
- **Belt Speeds Super EXHD:** 6 - 10m/s

NR SUPER EX-HD TAPER TROUGH TRACKER



MAIN FEATURES

- **Compact Design:** enhances safety and versatility.
- **Easily Adjustable:** Manually adjust angle of wing rollers.
- **Longer life:** Upgraded premium rubber lagging on wing rolls.
- **Individual rollers:** Replace taper wing and center rollers separately.
- **Reversing Belts:** Excellent performance in both directions.
- **Belt Widths:** Available from 2900mm - 3000mm.

BELT MISALIGNMENT SOLUTION

TAPER TROUGH TRACKER INSTALLATIONS



Standard Taper Trough Tracker Installation



Standard Taper Trough Tracker available in stainless steel frame

SCAN THE QR CODE FOR:

- Application Videos
- Application Images
- Data Sheets



www.tru-trac.com

APEX SERIES

PATENT PENDING

Tru-Trac® APEX TAPER TROUGH TRACKERS


The Next Leap Forward in Belt Tracking Technology

Designed for exceptional performance, the Apex Taper Trough Tracker offers fast, autonomous, and continuous tracking in all conditions. Thanks to its compact design, it can be installed anywhere - under hoods, on tripper cars, or any structure. Adjustments are a breeze, with the ability to manually set the angle of the wing rollers without the need to lift the belt. With premium rubber lagging on wing rolls, expect extended working life and reduced cost of ownership. Its inline taper wing rollers are designed for compatibility with trough angles up to 60 degrees and flatten as low as 10 degrees for easy installation and transportation.

- **Exceptional Performance:** The combination of the tapers and unique centre pivot, provide fast, reactive, autonomous and continuous tracking in all conditions.
- **Compact Design:** Flat packed easy handling and installation, the compact design enhances safety and versatility of application on any structure, and can be fitted under hoods and tripper cars.
- **Easily Adjustable:** Manually adjust angle of wing rollers to ensure optimal performance without having to lift the belt.
- **Longer Life:** Improved custom-compounded rubber lagging and unique tread pattern on wing rolls and premium Tru-Trac® HDPE centre rolls, offer extended working life of tracker unit and reducing total cost of ownership.
- **Patented Design:** Cantilevered adjustable wing rolls, troughing angles 10-60 degrees.
- **Increased Responsiveness:** Optimized centre of gravity and weight distribution offers improved stability, control, and balance. Enhances sensitivity to belt misalignment and tracking performance by increasing efficiency and responsiveness.



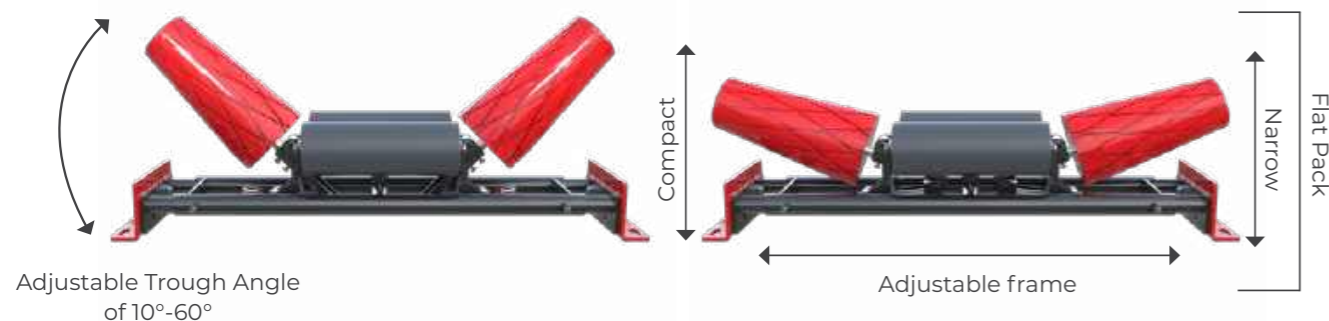
ABOUT APEX TAPER TROUGH TRACKERS



MAIN FEATURES

- **Exceptional Performance:** The combination of the tapers and in-line idler configuration mounted on a unique centre pivot, provide fast, reactive and continuous belt tracking in all conditions.
- **Individual rollers for easy replacement:** Taper wing rolls and HDPE centre rolls can be individually replaced as wear occurs.
- **Enhanced Centre Pivot:** The unique heavy duty pivot design, with a life time guarantee, provides instant activation to centralise the belt to keep it running centre.
- **Maintenance Free:** Bearings do not require any greasing.
- **Operates in all conditions:** Quick activation on both wet and dry conveyor belts.
- **Reversing Belts:** Excellent performance.
- **Versatile Installation:** Compact design allows for installation in any application, with adjustable troughing angle up to 60deg, telescopic frame and staggered hole mounting brackets accommodating fine adjustments.
- **Lagging:** Improved custom-compounded rubber lagging and unique tread pattern on wing rolls offer extended working life with enhanced performance.

LAGGING OPTIONS: NATURAL RUBBER ● HIGH ABRASION RUBBER ● FIRE RETARDANT RUBBER ● FIRE RETARDANT POLYURETHANE ● FRAS PU ●



STANDARD APEX TAPER TROUGH TRACKER



MAIN FEATURES

- **Rugged Sealing System:** Extends bearing life and prevent ingress of material.
- **Belt Widths:** Available from 450mm-1200mm.
- **Bearings:** Roller Bearing configuration.
- **Belt thickness:** <15mm.
- **Belt speeds:** <3.5m/s.

HD APEX TAPER TROUGH TRACKER



MAIN FEATURES

- **Heavy Duty Robust Design:** Built specifically for heavy-duty fabric and steel cord conveyor belts.
- **Rugged Sealing System:** extends bearing life and prevent ingress of material.
- **Belt Widths:** Available from 900mm-1500mm.
- **Bearings:** Premium grade spherical Roller Bearing.
- **Belt thickness:** <20mm.
- **Belt speeds:** 5 to 10 m/s.

EXHD APEX TAPER TROUGH TRACKER



MAIN FEATURES

- **Heavy Duty Robust Design:** Built specifically for heavy-duty steel cord conveyor belts.
- **Rugged Sealing System:** Extends bearing life and prevent ingress of material.
- **Belt Widths:** Available from 1350mm-2600mm.
- **Bearings:** Premium grade spherical Roller Bearing.
- **Belt thickness:** <30mm.
- **Belt speeds:** 5 to 10 m/s.



BELT MISALIGNMENT SOLUTION

TAPER TROUGH TRACKER INSTALLATIONS



SCAN THE QR CODE FOR:

- Application Videos
- Application Images
- Data Sheets



www.tru-trac.com

ABOUT SPECIALITY TROUGH TRACKERS



Specialty Trough Trackers are meticulously engineered solutions, finely tuned to combat belt misalignment challenges in conveyor systems. Adept at various applications, they excel in heavy load belts, robustly countering forces to preserve precise alignment even under extreme loads. Their competence extends to high-speed settings, swiftly responding to deviations for consistent tracking, vital in preventing wear and ensuring seamless operations.

In installations with unique constraints like decking plates, specialty trough trackers adeptly navigate structural intricacies while maintaining reliable belt alignment. Their adaptability also shines in picking belt applications, ensuring uninterrupted item transport. With exceptional performance tailored to diverse scenarios, Specialty Trough Trackers enhance efficiency, reduce maintenance costs, and extend conveyor system lifespan across applications.

BELT MISALIGNMENT SOLUTION

SPECIALITY TROUGH TRACKER INSTALLATIONS



SCAN THE QR CODE FOR:

- Application Videos
- Application Images
- Data Sheets



www.tru-trac.com

TRU-TRAC TROUGH LOAD TRACKER



The patented Tru-Trac® Load Design Trough Tracker was specifically developed to accommodate the load carrying side of the belt. The offset wing rollers are incorporated into the design to activate our standard central pivot system. The wing rollers are compatible with 35°- 45° belts, ensuring that there is no 90-degree contact with the belt edges.

MAIN FEATURES

- **Compact Height:** Allows for installation above decking plates.
- **Reliable Performance:** The Tru-Trac® Tracker has proven itself to be both robust, reliable, long lasting and provide effective performance in all conditions.
- **Bearings:** Standard Roller Bearing configuration available.
- **Belt Widths:** Available from 450mm - 1200mm | No other sizes available.
- **Belt Speeds:** up to 3.5m/s

TRU-TRAC DD TROUGH TRACKER



The Tru-Trac® Heavy Duty Trough Tracker accommodates wide belts, heavy loads, and high speeds (exceeding 4m/s). It features offset wing rollers that activate our central pivot system. The rollers are fixed at 70 degrees, allowing the belt to slide up and activate the tracker as it moves off-center. This design eliminates 90 degree contact with the belt edges.

MAIN FEATURES

- **Heavy duty:** The combination of strengthened shaft and double pipe base prevents the shaft from bending. Steel bearing housings are welded into the barrel.
- **Improved Rugged Sealing System:** Steel End caps are pressed into the bearing housings, these also function as a 'flinger' seal to prevent ingress of material.
- **High-Speed Belts:** Perfect for belt speeds exceeding 4m/s.
- **Bearings:** Standard or Thrust and Roller Bearing configuration available.
- **Belt Widths:** Available from 1350mm - 2100mm.
- **Belt Speeds:** up to 5m/s

TRU-TRAC PICKING TROUGH TRACKER



The Tru-Trac® Picking Trough Tracker is designed specifically for resolving conveyor belt misalignment on picking conveyor belts. The picking conveyor idler assembly features a longer middle roller than the wing rollers. This allows for a shallower trough, which is useful for applications where workers need to be able to pick items off the belt, such as in food processing plants.

MAIN FEATURES

- **Installed:** on the load carrying side of the conveyor belt.
- **Used with:** a variety of conveyor belt types, including picking trough belts, flat belts, and slat belts.
- **Available:** in a variety of sizes and configurations to suit the specific needs of your conveyor system.
- **Easy to install:** and maintain.

If you are interested in learning more about Tru-Trac® Picking Trough Trackers, please contact us with application specific information. We would be happy to discuss your specific needs and recommend a product that is right for you.



TSGlobal[®]
Conveyor & Polyurethane Specialists

 **1300 418 298**

 **sales@tsglobal.net.au**

 **www.tsglobal.net.au**